

HISABATI 6

Montaje Mounting

Potencia Power

Tensión nominal Rated voltage

Temperatura de color ^[1] Color temperature ^[1]

Flujo luminoso ^[2] Luminous flux ^[2]

Eficiencia Efficiency

Ángulo de apertura Beam angle

Índice de reproducción cromática CRI

Protección IP IP Protection

Material Material

Dimensiones Dimensions

Regulación Dimming

Longitud de corte min. Min. cuttable length

Diámetro de curva Bend diameter

Numero LEDs/metro Number of LEDs/meter

Carrete Estandar Standard reel

Resistente al agua salada Saltwater resistant

Resistente a rayos UV UV resistant

En superficie On surface

8W/m

24 V DC.

2700K	3000K	4000K	5000K
600 lm	632 lm	664 lm	664 lm
75 lm/W	79 lm/W	83 lm/W	83 lm/W

120°

>90

IP67

Silicona Silicone

20 x 20 mm

Si Yes

50 mm


60 mm min

480 mm

5 m

Si Yes

Si Yes

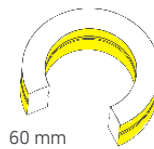
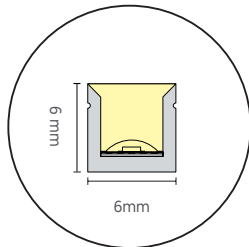


CRI >90	TOP VIEW	LIGHT UNIFORM	8 W/m	50.000 h	24 V DC	IP67		
---------	----------	---------------	-------	----------	---------	------	--	--

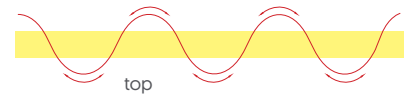
MEICON®

DIMENSIONES Y ÓPTICA DIMENSIONS AND OPTICS

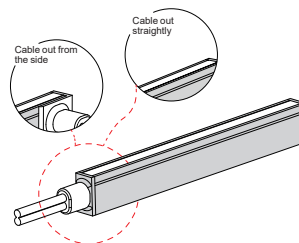
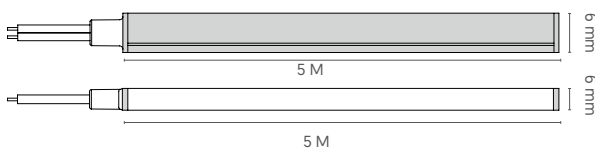
CURVATURA BENDING



Diámetro de curva
Bending diameter



Diámetro de curva
Bend direction



*Las imágenes son ilustrativas. Los productos finales están sujetos a cambios sin aviso previo. *Images for reference only. Subject to changes without prior notice.

^[1] Precisión de medición para flujo +/- 5%. Precisión de medición para x, y +/- 0,005. Precisión de medición para CRI 1,5.
Measurement precision for flux +/- 5%. Measurement precision for x, y +/- 0,005. Measurement precision for CRI 1,5.

^[2] Disponibles otras temperaturas de color bajo pedido. Other colour temperatures available under request.

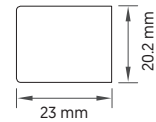
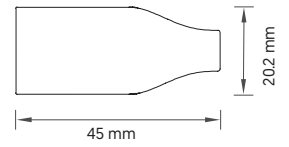
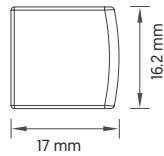
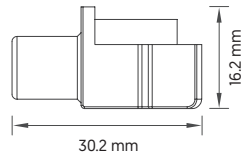
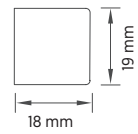
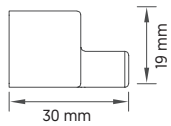
CERTIFICACIONES CERTIFICATIONS

CE LM80 RÖHS

RESISTENCIA RESISTANT

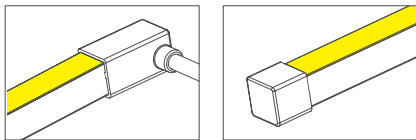


TAMAÑO TAPAS CAP SIZE



TECNOLOGÍA IP IP PROCESS TECHNOLOGY

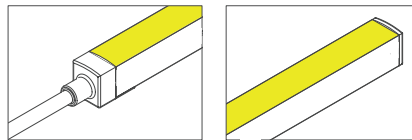
SILICONA GLUE PROCESS (IP67)



DIRECCIÓN DE SALIDA OUTLET DIRECTION

Recto / Izquierda / Derecha / Abajo
Straight / Left / Right / Bottom

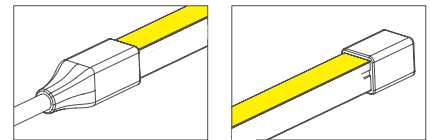
MOLDEADO MOLDING PRESSED (IP67)



DIRECCIÓN DE SALIDA OUTLET DIRECTION

Recto / Izquierda / Derecha / Abajo
Straight / Left / Right / Bottom

MOLDEADO MOLDING PRESSED (IP68)



DIRECCIÓN DE SALIDA OUTLET DIRECTION

Recto
Straight

ACCESORIOS ACCESSORIES



TAPA CABLE
CABLE CAP



SILICONA
SILICONE



CARRIL DE ALUMINIO
ALUMINUM RAIL



TAPA CABLE 90°
CABLE CAP 90°



TAPA CIEGA
END CAP



TORNILLOS
SCREWS



TAPA CIEGA
END CAP



TAPA CABLE
CABLE CAP



DMX 512 CONTROLER
DMX 512 CONTROLER



TAPA CABLE
CABLE CAP



TAPA CIEGA
END CAP



SNAKE



3,5cm CLIP ALUMINIO
3,5cm ALUMINUM CLIP



CARRIL DE ALUMINIO
ALUMINUM RAIL



CLIP
SILICONE